

Wood & Vinyl Storage Buildings

FOR YOUR YARD AND GARDEN



Colonial STORAGE SOLUTIONS

SHEDS | GARAGES | ECONOMY BARNs | LEAN-TO SHEDS



Welcome to your starting point

for creating the perfect outdoor storage solution. Whether you're looking to organize tools, protect equipment, or add a functional and stylish feature to your property, our wide selection of sheds offers something for every need and budget. From classic designs to modern builds, each shed is crafted with quality materials and attention to detail to ensure lasting durability and performance.

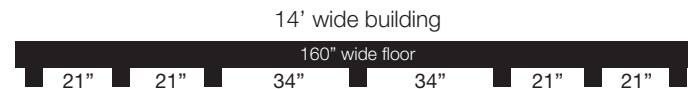
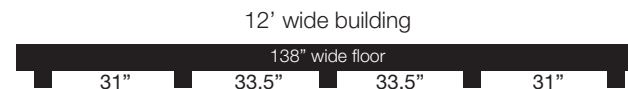
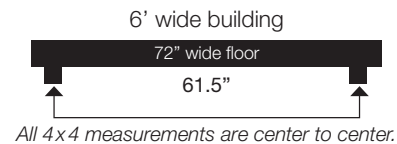
Explore our collection and discover how easy it is to find a shed that fits your space and lifestyle.

TABLE OF CONTENTS

- A-Frame 3
- Cape Cod 4
- Dutch Style Barns 6
- Garages 8
- Hip Roof, Colonial, & Cottage 9
- Quaker..... 10
- Mini & Economy Barns 11
- Options & Upgrades..... 12
- Color Options 14

FLOOR PLANS

Your shed comes equipped with flooring designed for maximum support & stability.



These 4x4 center-to-center measurements may vary for sheds built on-site.



A-Frame STYLE



10'x20' VINYL A-FRAME

Shown with
White Vinyl Siding, Black Trim,
Black Shutters, & Black Shingles

Upgrades
Gable Vents & 4'x8' Side
Porch Package



8'x12' WOOD NEW ENGLAND A-FRAME

Shown with
Clay Painted Siding, Almond
Trim, Almond Shutters,
Weatherwood Shingles, &
Almond Doors

Upgrades
Gable Vents



10'x16' VINYL A-FRAME

Shown with
Khaki Siding, White Trim, Black
Shutters, & Black Shingles

Upgrades
Gable Vents & Aluminum Ramp



8'x12' VINYL A-FRAME

Shown with
White Vinyl Siding, White Trim, Gray Shutters,
& Charcoal Gray Shingles

Upgrades
Gable Vents



Cape Cod **STYLE**



10'x14' VINYL CAPE COD

Shown with

Slate Vinyl Siding, White Trim, Black Shutters, & Black Shingles

Upgrades

Gable Vents & Sunburst Windows in Doors

10'x12' VINYL NEW ENGLAND CAPE COD

Shown with

Khaki Vinyl Siding, Navajo White Trim, Black Shutters, & Black Shingles

Upgrades

Garden Vents, Shutters, & Transom Windows in Doors



10'x12' WOOD CAPE COD

Shown with

White Painted Siding, Black Trim, & Black Shingles

Upgrades

Gable Vents



10'x12' WOOD NEW ENGLAND CAPE COD

Shown with

Light Gray Painted Siding, Dark Gray Trim, Charcoal Gray Shingles, & Dark Gray Doors

Upgrades

Gable Vents, Arched Door Trim





10'x12' WOOD NEW ENGLAND CAPE COD

Shown with
Red Painted Siding, Navajo White Trim, Black Shingles, & Navajo White Doors

Upgrades
Gable Vents, Transom Windows in Doors, & 24"x36" Windows



10'x14' VINYL CAPE COD

Shown with
Sandstone Vinyl Siding, White Trim, Black Shutters, & Black Shingles

Upgrades
Gable Vents, & 11-Lite Arched Glass Doors



10'x14' WOOD CAPE COD

Shown with
Dark Gray Painted Siding & White Trim

Upgrades
Gable Vents, Metal Roof, & New England Wood Doors



10'x16' WOOD NEW ENGLAND CAPE COD

Shown with
Clay Painted Siding, Navajo White Trim, Black Shutters, Black Shingles, & Navajo White Doors

Upgrades
Transom Window Dormer, Transom Windows in Doors, 24"x36" Windows, Shutters, & Garden Vents



Dutch Style BARNES



12'x16' WOOD DUTCH

Shown with

Clay Painted Siding, Almond Trim, Black Shutters, & Black Shingles

Upgrades

Gable Vents, Extra Door, 24" x 36" Windows, & Ramp

10'x16' VINYL DUTCH

Shown with

Heritage Gray Vinyl Siding, White Trim, White Shutter, & Gray Shingles

Upgrades

Gable Vents & Extra Door



8'x14' VINYL DUTCH

Shown with

Sandstone Vinyl Siding, Black Trim, Black Shutters, & Black Shingles

Upgrades

Gable Vents & New England Wood Doors



8'x12' WOOD NEW ENGLAND DUTCH

Shown with

Avocado Green Painted Siding, Navajo White Trim, & Black Shingles

Upgrades

Gable Vents, Transom Windows in Doors, Shutters, & Ramp





**12x20' VINYL
CAPE COD**

Shown with

Classic Linen Vinyl Siding,
White Trim, Green Shutters, &
Black Shingles

Upgrades

Cupola with Weathervane,
Octagon Window in Gables,
9-Lite Window in Door, 24"x27"
Windows, 4'x12' Porch with
Railing, Flower Boxes



**10'x16' VINYL
CAPE COD**

Shown with

Classic Linen Vinyl Siding,
Clay Trim, Clay Shutters, &
Weatherwood Shingles

Upgrades

Gable Vents, Dormer with
Window, 11-Lite Glass in Door, &
24"x27" Windows



**A LOFT IS A
GREAT UPGRADE
FOR A DUTCH
STYLE BARN.**



8'x12' WOOD CAPE COD GREENHOUSE

Shown with

Avocado Green Painted Siding & White Trim

Upgrades

Garden Vent & Electric Fan

Garage STYLES



12'x20' WOOD CAPE COD GARAGE

Shown with

Clay Painted Siding, Charcoal Brown Trim, Brown Shutters, Brown Shingles, & 7' Garage Door

Upgrades

Gable Vents & Extra Door

10'x16' VINYL A-FRAME GARAGE

Shown with

Prairie Wheat Vinyl Siding, White Trim, Cedar Shingles, & 8'x6'6" Garage Door

Upgrades

Gable Vents, 6" Higher Walls, & Extra Door with 11-Lite Glass



12'x24' WOOD A-FRAME GARAGE

Shown with

Light Gray Painted Siding, White Trim, Black Shutters, Black Shingles, & 9'x7' Garage Door with Windows

Upgrades

Gable Vents, Ramp, Extra Door, 24"x36" Windows, 9" Higher Walls



12'x20' VINYL NEW ENGLAND DUTCH GARAGE

Shown with

Khaki Vinyl Siding, Navajo White Trim, Black Shutters, Weatherwood Shingles, & 9'x7' Garage Door with Windows

Upgrades

Gable Vents, Shutters, Extra New England Door with Transom Window, & Ramp





10'x14' WOOD NEW ENGLAND HIP ROOF

Shown with
Light Gray Painted Siding, White Trim, White Shutters, & Black Shingles

Upgrades
Ridge Vent, Wood Shutters, & Arched Door Trim



10'x12' COLONIAL

Shown with
Clay Painted Siding, Navajo White Trim, & Black Shingles

Upgrades
Gable Vents



10'x12' COTTAGE

Shown with
Slate Vinyl Siding, White Trim, Black Shutters, & Charcoal Gray Roof

Upgrades
Gable Vents



10'x16' NEW ENGLAND CAPE COD

Shown with
Dark Gray Painted Siding, Black Trim, Black Doors, & Black Shingles

Upgrades
Garden Vents, Transom Windows in Doors, 24"x36" Windows, & L.P. Lap Siding



Quaker

STYLE



10'x16' WOOD NEW ENGLAND QUAKER

Shown with

Clay Painted Siding, Almond Trim, Red Shutters, Weatherwood Shingles, & Red Doors

Upgrades

Cupola with Weathervane, Garden Vents, Transom Windows in Doors, 24"x36" Windows, & Shutters

8'x12' VINYL QUAKER

Shown with

Almond Vinyl Siding, White Trim, Red Shutters, & Black Shingles

Upgrades

Gable Vents



8'x12' WOOD QUAKER

Shown with

Beige Painted Siding, White Trim, White Shutters, & Cedar Shingles

Upgrades

Gable Vents



10'x14' VINYL NEW ENGLAND QUAKER

Shown with

Classic Linen Vinyl Siding, Almond Trim, Almond Doors, Black Shutters, & Black Shingles

Upgrades

Gable Vents, Transom Windows in Doors, & 18"x36" Windows



Mini & Economy BARNs



8'x14' WOOD ECONOMY BARN

Shown with

Light Gray Painted Siding,
White Trim, Black Shingles,
2"x3" Studs & Rafters, & 24" on
Center Framing

Upgrades

Gable Vents



10'x14' VINYL MINI BARN

Shown with

White Vinyl Siding, Black Trim, &
Black Shingles

Upgrades

Transom Windows in Doors



6'x10' WOOD LEAN-TO SHED

Shown with

Almond Painted Siding,
White Trim, Black Shingles, &
White Shutters

Available in Wood or Vinyl




10'x14' WOOD MINI BARN

Shown with

Beige Painted Siding, Charcoal Brown Trim, & Cedar Shingles

Upgrades

Gable Vents



Options & Upgrades

24" BLACK WEATHER VANES



Horse



Eagle



Rooster



Horse & Buggy

CUPOLAS

Cupola Roof
 Black or Brown
Weather Vane Optional
Small: 16"W x 18"H
Medium: 21½"W x 23"H
Large: 25"W x 30"H



WINDOW OPTIONS *Available in white, brown, and black.*



FIBERGLASS DOOR OPTIONS *for Wood and Vinyl Sheds*

More window styles available.

Single or double doors are available in each door style.
 (Single: 3';
 Double: 4.5', 5', & 6')



9-lite



Sunburst



11-lite



4-lite

VENTS



Gable Vent on Painted Sheds



Garden Gable Vent for Wood or Vinyl Shed



Gable Vent on Vinyl Shed

RIDGE VENTS



Standard Ridge Vent



Metal Ridge Vent



WOOD DOOR OPTIONS *for Wood Sheds*

Single or double doors are available in each door style.



Standard Wood Doors



New England Wood Doors



New England Wood Doors with Transom Windows



Arched door trim available in New England and Standard Wood doors.

GARAGE DOORS



Garage Door without Windows



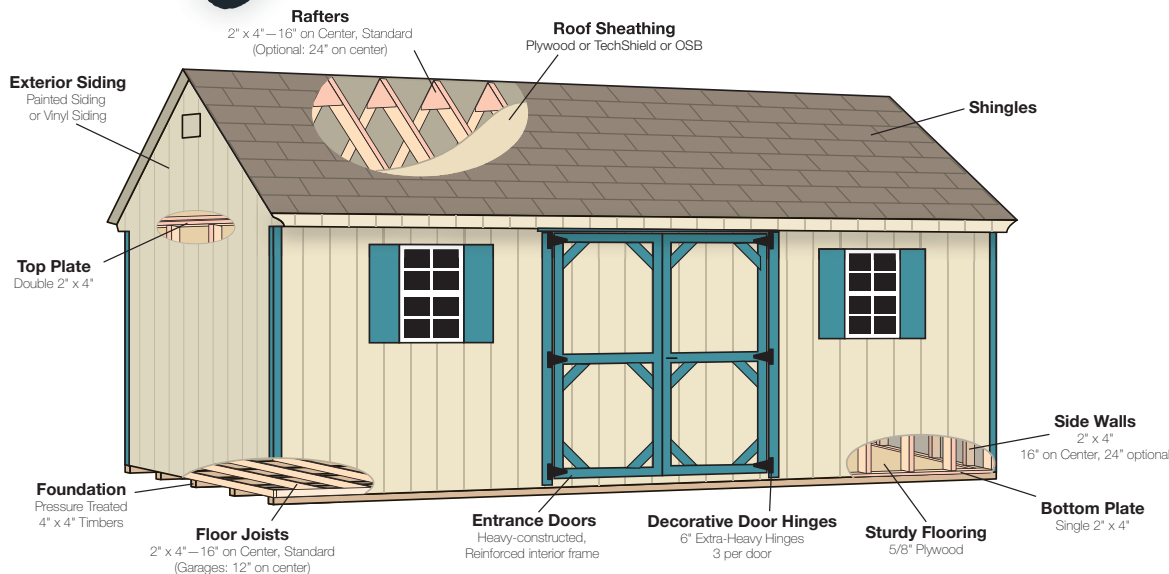
Garage Door with Windows



Carriage House Door with Windows

Quality

CONSTRUCTION



SHED KITS

Shed kits are ideal for yard locations that are inaccessible by truck and trailer.

From a shed kit to a finished shed in a few hours!



Kits Available
10'x14' Kit Shown
Package Size 8'2"x14'

PREPARING THE SITE



A firm, level area is needed on which to place your building. Concrete or gravel pad is preferred or a solid wood base such as railroad ties or pressure treated lumber.



Color OPTIONS

VINYL SIDING COLORS



VINYL SHED TRIM COLORS



VINYL FLOWER BOX COLORS




LOUVERED SHUTTER COLORS




**Color swatches are for representation only. Ask your representative for actual product samples.*



PAINTED SIDING & TRIM COLORS



ARCHITECTURAL 30-YEAR SHINGLE COLORS



RAISED PANEL SHUTTER COLORS



**Color swatches are for representation only. Ask your representative for actual product samples.*





[Click here to get a quote today!](#)

Your Authorized Dealer

**Open Thurs, Fri, Sat,
and Mon from 9 am-4 pm**

Bristol Amish Market

498 Green Lane
Bristol, PA 19007

Custom Made **JUST FOR YOU!**